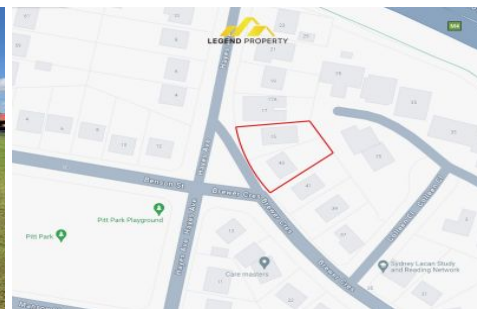







43 BREWER CRES SOUTH WENTWORTHVILLE NSW 2145



Pitt Park



43 Brewer Crescent South Wentworthville NSW

3  1  3 

To live in, to invest, or to develop as per your own plan (STCA)

R3 Medium Density Residential Zone.
Rental return: \$580 per week, ongoing lease

Location Highlights:

- Opposite to the beautiful and quiet Pitt Park
- Close to Westmead South Master Plan
- Close to Parramatta CBD
- 6 Minutes drive to Parramatta Westfield shopping centre
- 10 minutes drive to Westmead Hospital, Westmead Children Hospital and Westmead train station
- Handy location with bus at doorstep and just minutes from Parramatta CBD and Westmead Hospitals and University
- Easy access to Highway and M4 Motorway

View : <https://www.legendproperty.com.au/sale/nsw/parramatta/south-wentworthville/residential/house/7959028>



Xudong (Thomas) Zhang
0405 274 048